

BEADED BACKPACK BUDDY

You will need:

- 6 Black beads
- 6 White beads
- 19 Pink beads
- 36 Gray beads
- 4 Ft long ribbon
- Keychain ring
- Scissors
- Super glue (optional)

Instructions:

Step 1 (Keychain): To begin, fold your string in half and stick the loop through the keychain.

Step 2: Pull the ends of the string through the loop to form a knot. You should now have two tails.

Step 3 (Nose): String a pink bead on the left tail. Tuck the right tail through the bead. (The right tail should be going in the opposite direction of your left tail)



Step 4 (Head): String 2 white beads on the left tail, then tuck the right tail through the beads.

Step 5 (Eyes): Repeat step 4 with 1 black bead, a white bead, and another black bead.

Step 6 (Head): Repeat step 4 with three white beads.

Step 7 (Ears): Here's where things change slightly. String 2 black beads onto the left tail for your possum's ear. **Now, thread the left tail back through the bottom bead only.** Pull the string tight.

Step 8: Repeat step 7 with your right tail.



Step 9 (Neck): String 3 gray beads onto the left tail and repeat step 4.

Step 10: String 4 beads onto the left tail and repeat step 4.

Step 11 (Legs & Feet): Here's where things change slightly. String 2 gray, 1 black, and 3 pink beads onto the left tail. **Now, tuck the left tail back through the black and gray beads only.** Pull the string tight.

Step 12: Repeat step 11 with the right tail.

Step 13 (Stomach): Repeat step 4 with 4 gray beads. **(Do this 3 times!)**





Step 14 (Legs & Feet): To make the back legs, repeat step 11 and 12.

Step 15 (Tail): Repeat step 4 with 3 gray beads.

Step 16: Repeat step 4 with 2 gray beads.

Step 17: Repeat step 4 with 1 pink bead. **(Do this 6 times!)**

Step 18 (Finish): Tie the two tails together. Double, then triple knot the string. **Feel free to dot the knots with super glue to strengthen them.**



CHECK OUT THE UPCOMING SUMMER TWEEN TIMES!

June 5 - Magic Folding Cube

June 12 - Escape Room

June 19 - Clay Creations

June 26 - Magical Mystery

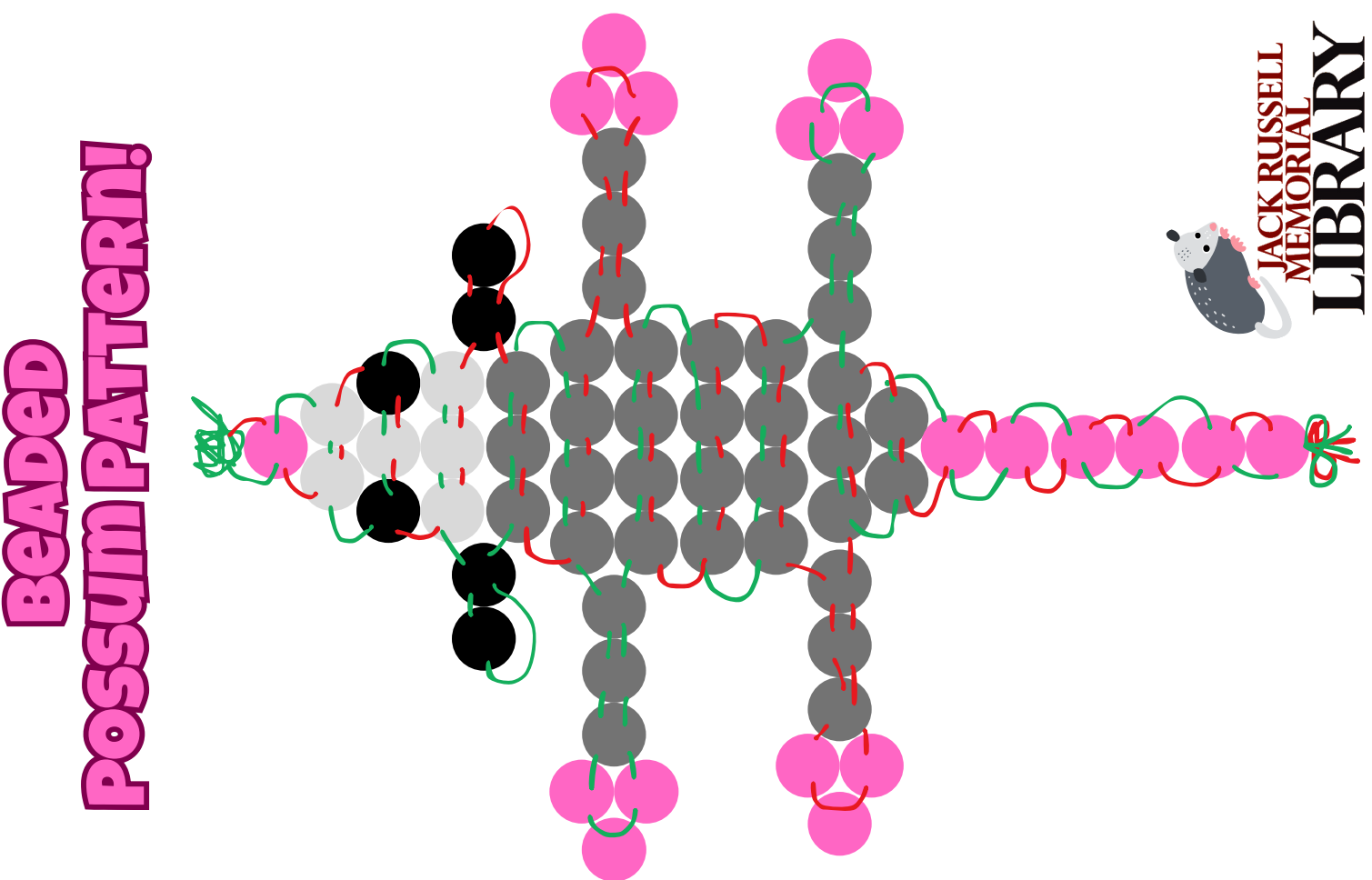
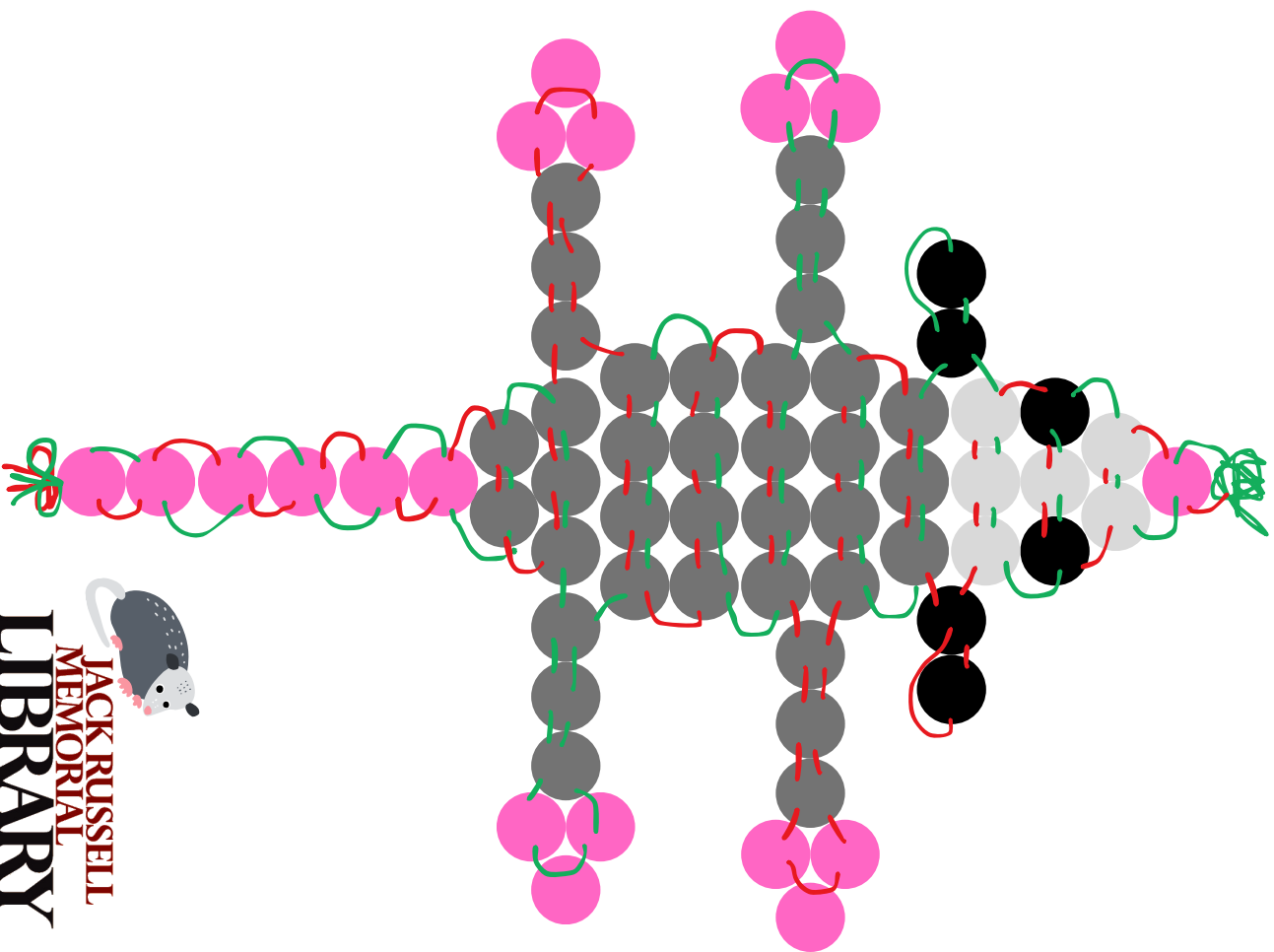
Starts
at 4pm!

For ages
9-12

While supplies last!
No sign-up needed!


**JACK RUSSELL
MEMORIAL
LIBRARY**

BEADED POSSUM PATTERN!



BEADED POSSUM PATTERN!